



USER INFORMATION (SURGICAL NITRILE)


a. Intended Use	<p>These gloves are intended to be used during surgical procedures, short term, and single use only. This surgical glove acts as protective barrier when worn on the hand of surgeon and/or healthcare personnel to prevent contamination between healthcare personnel and the patient’s body, fluids, waste or environment against dangerous chemicals and micro-organisms.</p>
b. Precaution for Use	<p>Inspect the glove prior to use. Ensure the glove does not have any flaws and was not damaged when donning. It is important to select the appropriate glove size to prevent discomfort.</p>
c. Ingredients/Hazardous ingredients	<p>This product contains synthetic latex (Nitrile). Some gloves may contain further ingredients that are known to be a possible cause of allergies to sensitive individuals, including irritation and/or allergic reactions. If this occurs, seek appropriate medical advice immediately.</p>
d. Storage:	<ul style="list-style-type: none"> The product is to be kept away from direct sunlight, fluorescent light and is to be stored in an environment with a temperature of 10°C - 40°C. The storage place shall not contain any equipment that generates ozone. The product shall not be stored through direct contact with metals. Avoid contact with oil-based antiseptic phenols or their derivatives, greases, petroleum jelly, petroleum spirit, paraffin, or other related compounds. Sterility is assured only if the pouch-seal is intact and not torn. The expiry date indicated on the package or labelling based on product shelf life is valid for properly stored products.
e. Wearing Instructions:	<p><u>Assisted donning:</u> Wash hands thoroughly using antiseptic soap and dry according to best-practice procedure. Hands remain inside the sterile gown sleeves and should not touch the gown cuff while donning is assisted by a scrub nurse. The gloved scrub nurse grasps the glove at cuff of the glove holding it at waist level the glove is stretched open with thumbs extended beneath the glove cuff with the palm of the glove facing the surgeon. With the cuff covering their hand the surgeon inserts their hand into the glove as the scrub nurse pulls the glove upwards, so the cuff of the glove fully covers the cuff of the gown. Never touch the outside of the glove with a bare hand.</p> <p><u>Unassisted donning:</u> Wash hands thoroughly using antiseptic soap and dry according to best-practice procedures. Peel opens the sterile outer wrap and open the inner wrap to display gloves with hands remaining inside</p>

	<p>sterile gown sleeves. Pick up one sterile glove with the rolled cuff. Insert fingers into glove pulling upwards so the cuff fully covers the cuff of the gown. Slide the fingers of your gloved hand under the rolled cuff of the other sterile glove. Insert your ungloved hand into the glove. Never touch the outside of the glove with a bare hand.</p> <p>Doffing:</p> <p>To remove the glove, use the gloved hand to grasp the outside edge of the glove near your wrist and pull glove away from your hand turning it inside out as you remove. Roll the removed glove into the palm of your hand that is still gloved. Next, slide fingers of ungloved hand under the wrist of the remaining glove making sure you do not touch the outside of the glove. Peel off the second glove. Never touch the outside of the glove with a bare hand. Discard gloves into proper trash receptacle. Wash hands thoroughly using antiseptic soap then dry according to best-practice procedures.</p> <p>Avoid letting the gloves snap, as this may cause contaminants to splash into your eyes of mouth or onto your skin or other people in the area.</p> <ul style="list-style-type: none"> • Remove used gloves before touching anything: Countertops, faucets, pens, and pencils are frequently contaminated because healthcare workers touch them while wearing used gloves. • Remove both gloves being careful to touch only the inside surfaces of the gloves with your bare hands. • As the surgical gloves are recommended for single use only, dispose of them properly. Wash your hands immediately after gloves are removed since gloves may contain tiny holes or tears that leave you at risk of exposure to contaminated blood and other fluids.
<p>f. Disposal</p>	<p>Dispose of the device in accordance with the local laws and regulations applicable in the country.</p>
<p>g. Composition</p>	<p>Gloves are manufactured from synthetic Nitrile. The gloves may be coated with a surface material to assist the user in donning the gloves.</p>
<p>h. Limitations/Cautions/Warnings:</p>	<ul style="list-style-type: none"> • This information does not reflect the actual duration of protection in the workplace and the differentiation between mixtures and pure chemicals. • The chemical resistance data have been assessed under laboratory conditions from samples taken from the palm only and relates only to the chemical tested. Results can be different if the chemical is used in a mixture. • It is recommended to check that the gloves are suitable for the intended use. The conditions at the workplace may differ from the conditions depending on temperature, abrasion, and degradation.

	<ul style="list-style-type: none"> • Before usage, inspect gloves for any defects or imperfections. • Protective gloves may provide less resistance to dangerous chemicals due to changes in physical properties. Movements, snagging, rubbing, degradation caused by chemical contact etc. may reduce the actual use time significantly. For corrosive chemicals, degradation can be the most important factor to consider in selection of chemical resistant gloves. • Penetration resistance data have been assessed under laboratory conditions and relates only to the tested specimen. • For single use only. • This glove does not protect against mechanical risks. • This glove is not intended for use in the direct or primary x-ray beam. • This product is to be stored in cartons during transportation. • Sterile, as long as the peel pouch is sealed and undamaged surgically only. • The glove is a device subject to wear, so frequent replacement is recommended particularly where imperfections are observed. • Wear gloves with dry, clean hands. • In rare cases, transient skin reactions and hypersensitivity reactions may occur. In case of reaction, discontinue use. • If more information is required, please contact your local distributor in the first instance. More information can be obtained from www.wrpworld.com.
<p>i. Conformity and Performance</p>	<p>Personal Protective Equipment of Complex Design Category III, in compliance with European Regulation (EU) 2016/425, Regulation 2016/425 on personal protective equipment, as amended to apply in GB, tested to EN ISO 21420:2020, EN ISO 374-1:2016+A1:2018 Type B, EN ISO 374-2:2019, EN 16523-1:2015+A1:2018, EN ISO 374-4:2019, EN ISO 374-5:2016 & ISO 16604:2004, CE2797; CE Class IIa Sterile Medical Device, in compliance with MDR (EU) 2017/745, tested to EN 455-1:2020, EN 455-2:2015, EN 455-3:2023, EN 455-4:2009, and ASTM D3577.</p>
<p>j. Caution</p>	<div style="border: 1px solid black; padding: 5px;"> <div style="background-color: #0056b3; color: white; padding: 2px;"> Caution</div> <p style="font-size: small;">This product to be stored in carton during transportation. This product does not contains natural rubber latex.</p> <div style="text-align: right;"></div> </div>

k. Legal Manufacturer and Representative	 WRP Asia Pacific Sdn Bhd 1 4 7 8 1 7 V Lot 1, Jalan 3, Kawasan Perusahaan Bandar Baru Salak Tinggi 43900 Sepang, Selangor Darul Ehsan, Malaysia Phone: +60 3 8706 1486 Email: inquiry@wrpworld.com	EC REP & Importer in the EU Remesco Handelsges.m.b.H. Muthgasse 36/19, A-1190 Vienna, Austria Phone: +43 1 328 50 88 Email: office@remesco.com
	UK REP Obelis UK Ltd Sandford Gate, Oxford OX4 6LB, UK Phone: +32 (0) 2 732 5954 Email: mail@obelis.net	CH REP Obelis Swiss G.m.b.H. Ruessenstrasse 12, 6340 Baar / ZG, CH Phone: +41 41 544 15 26 Email: info@obelis.ch

Tested in accordance with ISO 374-5:2016  VIRUS	Tested Against Viruses The penetration resistance has been assessed under laboratory conditions and relates only to the tested specimen.
	Protection against bacteria and fungi - Pass
	Protection against viruses - Pass

ISO 374-1:2016/ Type B  KPT	Tested in accordance with EN ISO 374-1: 2016+A1: 2018 Type B	EN 16523-1:2015 + A1:2018 Permeation Level	EN ISO 374-4:2019 Degradation
	40% Sodium Hydroxide (K)	6	-1.5%
	30% Hydrogen Peroxide (P)	5	40.0%
	37% Formaldehyde (T)	6	19.0%























EN ISO 374-4:2019 Degradation results indicate the change in puncture resistance of the gloves after exposure to the challenge chemical.









EN ISO 374-1:2016+A1:2018 Type B Permeation levels based on breakthrough times as follows:						
Performance Level						
0	1	2	3	4	5	6
Minimum breakthrough Time (min)						
>0	>10	>30	>60	>120	>240	>480

Tested in accordance with EN ISO 374-2:2019	
7.2 Air Leak	N/A
7.3 Water Leak	PASS

Performance Level	AQL	Inspection Level
LEVEL 3	<0.65	G1
LEVEL 2	<1.5	G1
LEVEL 1	<4.0	S4

+++ Inspection Level AQL <0.65
 Declaration of conformity is available at our website www.wrpworld.com

Symbol Used on the Packaging			
	Medical Device		Sterilized by irradiation
	Medical Device Regulation (EU) 2017/745		Single sterile barrier system with protective packaging inside
	Personal Protective Equipment of Complex Design Category III, in compliance with European Regulation (EU) 2016/425		Designed to protect against chemical risks according to EN ISO 374-1/Type B
	CE marking		Designed to protect against microorganism risks according to EN ISO 374-5
	UKCA marking		Medical products handle with care
	Single-use only		Store this way up
	Keep dry		Allergen type IV
	Keep away from sunlight		Latex free
	Temperature limits 10° – 40°C		UA Conformity mark with identification number of the national conformity assessment body
	Recycle		1 pair of gloves per pouch
	Triman		50 pairs of gloves per dispenser

Symbol Used on the Packaging			
	Authorized representative in the European Community		Lot number
	Authorized representative in Switzerland		Date of Manufacture
	Authorized representative in UK		Expiration date
	Manufacturer		Unique device identifier